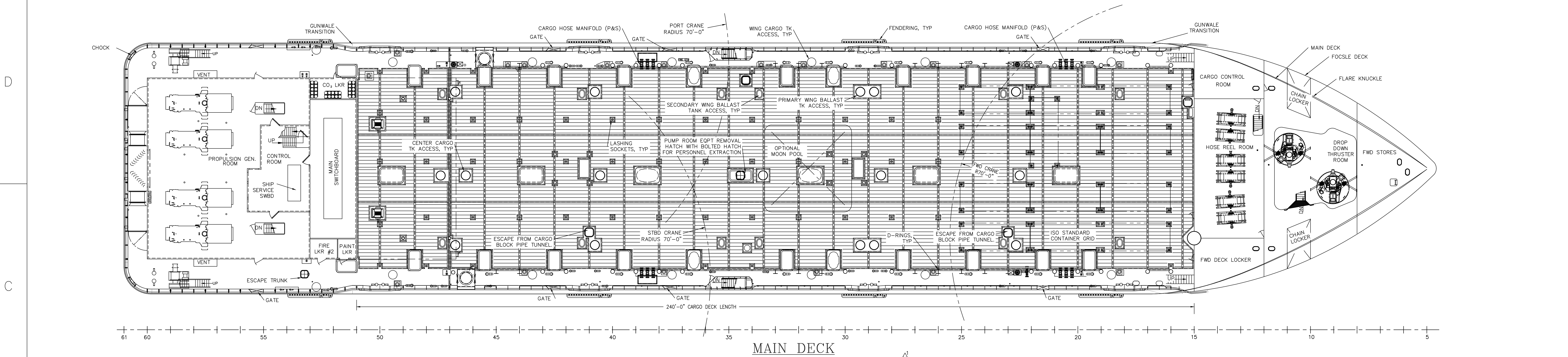


12 11 10 9 8 7 6 5 4 3 1

DWG NO 1.002 SH 1 1



REVISIONS		DATE	APPROVED
ALL	0	03-13-06	
1-B	1	05-02-06	
1-B			
4-C			
5-C			
5-C			
8-C			
8-D			
8-C			
9-C			
9-D			
10-A			
10-D			
ALL			
11-C			
12-D			
12-D			
11-C			
11-D			
11-B			
11-B			
11-A			
16-C			
17-C			
11-D			
23A-C			
ALL			
10-B/4-A			

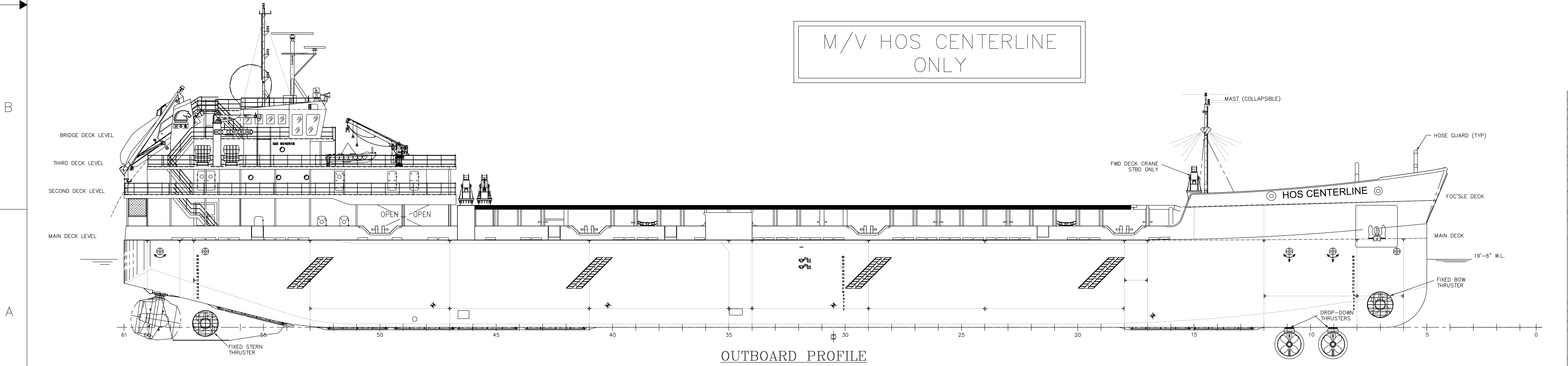
M/V HOS CENTERLINE ONLY

PRINCIPAL CHARACTERISTICS

LENGTH OVERALL I/L SERVICE 381'-4"
 LENGTH BETWEEN PERPENDICULARS 373'-4"
 BREADTH OVERALL (INCLUDING FENDERS) 74'-4"
 BREADTH MOLDED 72'-0"
 DEPTH MOLDED AT SIDE 25'-0"
 DEPTH MOLDED AT CENTERLINE 25'-6"
 SCANTLING DRAFT 19'-6"
 TONNAGE (1TC) 5960 GT
 LIQUID CARGO 30,961 BBL
 RIG FUEL 36,274 BBL
 RIG WATER 1,352,836 USG (32,210 BBL)
 FRESH WATER 64,274 USG
 PERSONNEL ACCOMMODATIONS 47 PERSONS
 OVERFLOW ACCOMMODATIONS 31 PERSONS

L SERVICE
 SUMMER LOAD LINE DRAFT, MOLDED 19' 1-9/16"
 DEADWEIGHT @ LOADLINE 7,903 LT

I SERVICE
 SUMMER LOAD LINE DRAFT, MOLDED, I SERVICE 17'-3"
 DEADWEIGHT @ LOADLINE 6,589 LT



11	WING TANK LIQUID MUD AGITATION SYSTEM ARR & DETS	8,410
10	STERN Z-DRIVE FOUNDATION DETAILS	5,340
9	SKEG DETAILS	2,501
8	MACHINERY ARRANGEMENT, ALL LEVELS	7,001
7	MOORING ARRANGEMENT	3,501
6	RUBBER BUMPER DETAILS	3,601
5	HOSE REEL FOUNDATION	3,852
4	GRATINGS, ALL LEVELS	4,710
3	SPECIFICATIONS FOR MULTI-PURPOSE SUPPLY VESSEL DATED 24 APRIL 2006 REV 2	
2	STAIRS, ALL LEVELS	4,101
1	MAIN DECK & TOP OF TANK STRUCTURE	2,201

REF NO	DRAWING TITLE	DRAWING NO
REFERENCES		

THIS DRAWING, DESIGN CONCEPT AND SPECIFICATIONS ARE THE PROPERTY OF HORNBECK OFFSHORE SERVICES AND ARE FURNISHED ON A CONFIDENTIAL BASIS WITH AN EXPRESSED UNDERSTANDING THAT THEY WILL NOT BE COPIED IN ANY MANNER USED FOR MANUFACTURE, SOLD, TRANSFERRED, NOR USED TO THE DETRIMENT OF SAID FIRM WITHOUT WRITTEN PERMISSION.

HOS HORNBECK OFFSHORE SERVICES

DRAWN BY: DJH	DATE: 1/9/06	DNC of Mobile, Inc. 113 S. Dearborn St., Mobile, AL 36602 Phone: 251-432-8722 Fax: 251-432-8779 www.dncofmobile.com	
CHKD. BY:	DATE:	MULTIPURPOSE SUPPLY VESSEL 373'-4" X 72'-0" X 25'-0" GENERAL ARRANGEMENTS I/L SERVICE	
APPO. BY:	DATE:	SIZE HULL NO DWG NO	REV
CONTRACT NO:		D ESI 014 1.002	16
HOS TASK NO: 1359		SCALE: 3/32"=1'-0"	JOB NO: 1340 SHEET 1 OF 3

12 11 10 9 8 7 6 5 4 3 1

2 1

D

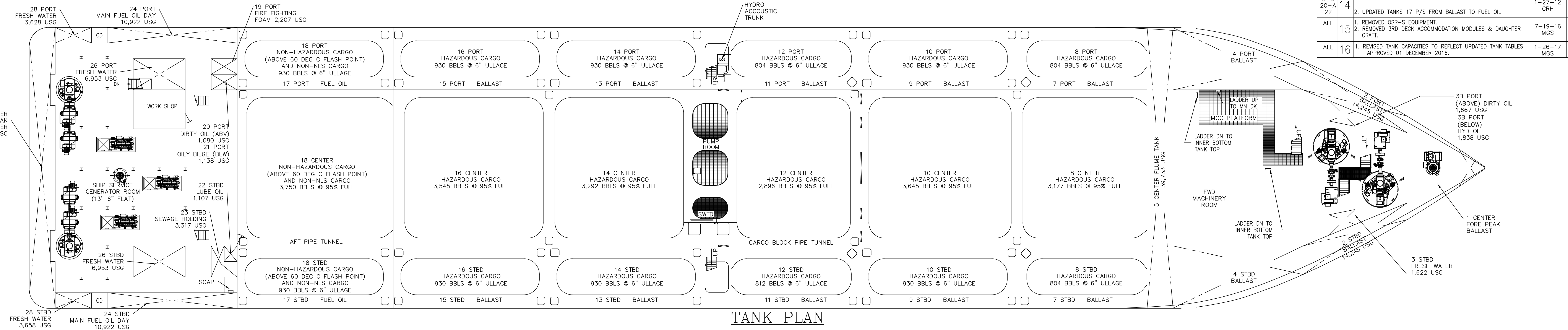
C

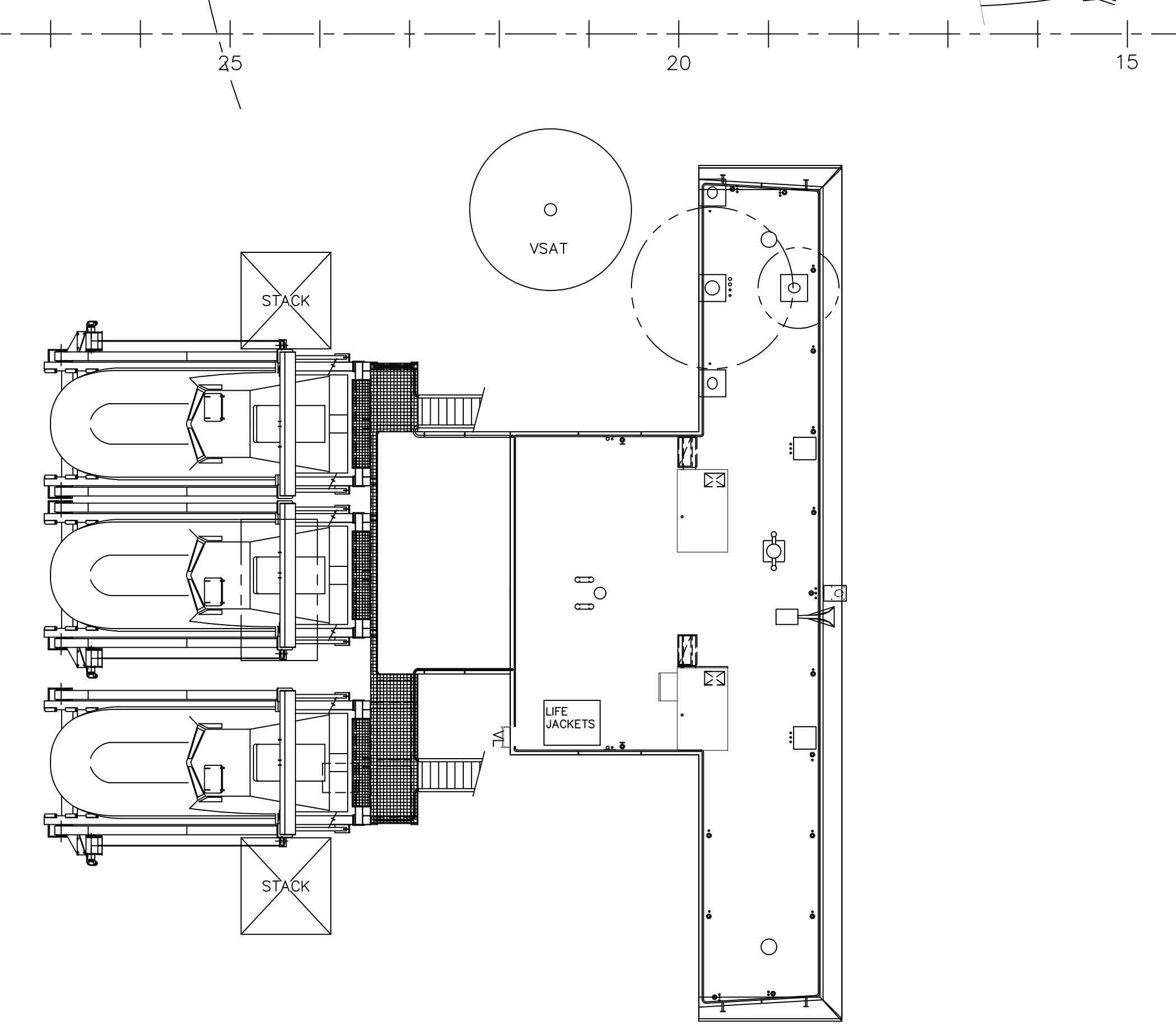
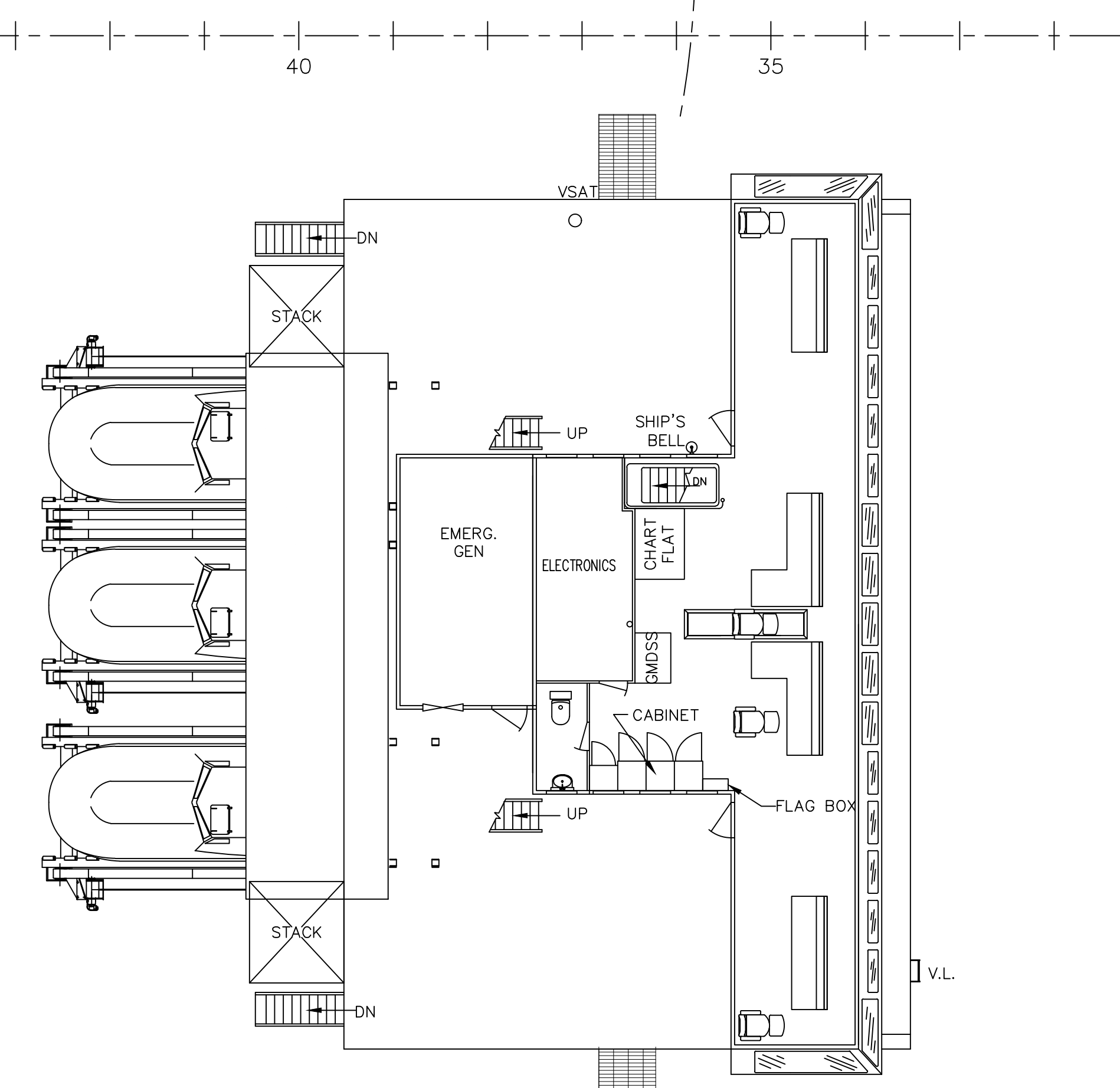
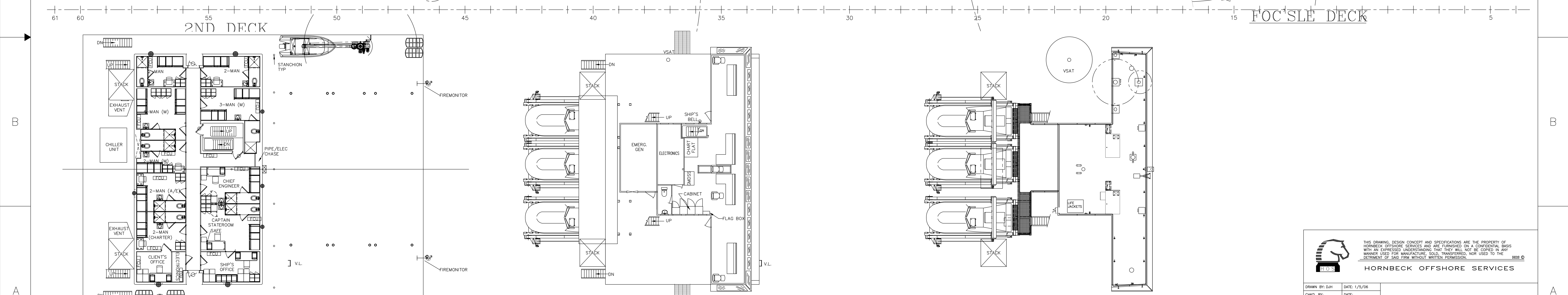
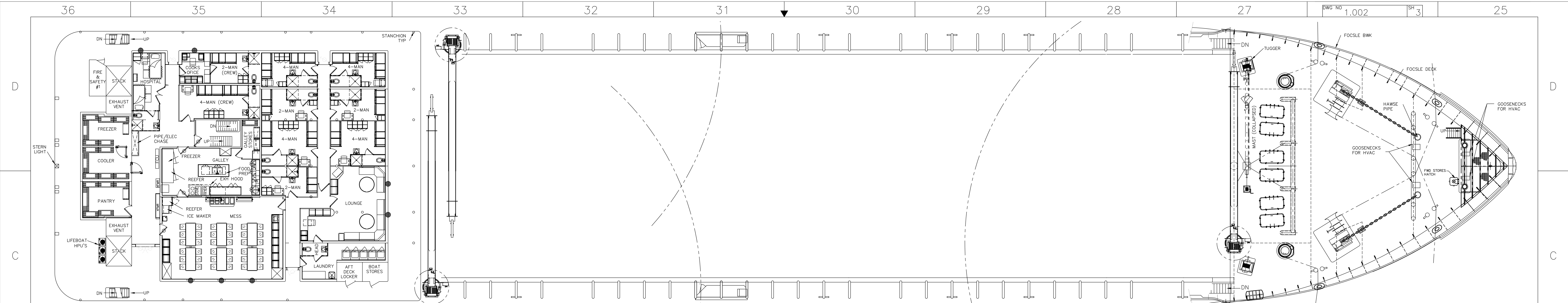
B

A

ZONE	REV	DESCRIPTION	DATE	APPROVED
9-B 9-C 34-A	13	1. ADDED DAUGHTER CRAFT LAUNCHER AND VESSEL. 2. ADDED MSRC EQUIPMENT.	9/29/11 CSR	
8-D 20-A 22	14	1. NOTED TANKS AND PIPING FOR OSR-S SERVICE. 2. UPDATED TANKS 17 P/S FROM BALLAST TO FUEL OIL	1-27-12 CRH	
ALL	15	1. REMOVED OSR-S EQUIPMENT. 2. REMOVED 3RD DECK ACCOMMODATION MODULES & DAUGHTER CRAFT	7-19-16 MGS	
ALL	16	1. REVISED TANK CAPACITIES TO REFLECT UPDATED TANK TABLES. APPROVED 01 DECEMBER 2016.	1-26-17 MGS	

ZONE	REV	DESCRIPTION	DATE	APPROVED
ALL	2	1. ALTERED PRINCIPAL CHARACTERISTICS TO SUIT 2. UPDATED TANKS, INCORPORATED MIDSHIP PUMP ROOM 3. ADDED ACCESS TO PUMP ROOM FROM MAIN DECK 4. DELETED TANK GAGING FROM ABOVE MAIN DECK 5. RELOCATED HOSE REEL AND FAIRLEADS FROM FR 37 TO FR 20 6. REVISED LASHING PADEYES 7. ADDED STORES CRANE AFT 8. REVISED AND RELOCATED RESCUE BOAT AND DAVIT 9. REVISED HANDRAILS TO SUIT 10. RELOCATED LAUNDRY AND INCORPORATED HOSPITAL 11. RELOCATED HEADS ON 2ND AND 3RD DECK 12. REVISED ANCHOR BUMPER 13. ALTERED RUBBER BUMPER TO SUIT 14. ADDED SEA CHESTS FORWARD OF FR 18 AND AFT OF FR 53	6/5/06	
ALL	3	1. REVISED TANK CAPACITIES, ALTERED PRINCIPAL CHARACTERISTICS TO SUIT 2. DELETED ANCHOR BOLSTER AND POCKET, REVISED ANCHOR STOWAGE 3. REVISED FOCSE DECK ARRANGEMENT, LOCATION OF FORE MAST, FWD DECK CRANE AND ANCHOR WINDLASS 4. REVISED CANN LOCKER LOCATIONS, REVISED FRESH WTR AND HYD OIL TANKS TO SUIT	7/18/06	
ALL	4	1. REVISED WOOD DK DETAILS TO SUIT NEW ACCESS OPENING AND HATCHES 2. REVISED RUBBER BUMPER DETAILS TO SUIT REVISED REF. #8 3. ALT DK CRANE LOCATION TO SUIT DWG DEVELOPMENT. 4. REVISED COMPANIONWAY LOCATION ON PORT AND STBD SIDE TO SUIT DWG DEVELOPMENT. 5. REVISED CARGO RAIL END CONNECTIONS FWD AND AFT. 6. REVISED BULKHEAD TO SUIT DWG DEVELOPMENT. 7. ADDED REF. #13 AND REVISED DWG TO SUIT. 8. REMOVED PUMP ROOM ACCESS OPENING ALONG CENTER LINE FWD FR-35 AT MAIN DECK. 9. ADDED RESERVATION #1.	4/02/07	
ALL	5	1. DELETED OVAL SHAPED MULTI-BOLT VENTILATION HATCHES FROM MAIN DECK. 2. REVISED COMPANIONWAY CUTOFF AND STRUCTURAL SUPPORT AT MN DK ON PORT AND STBD SIDE TO SUIT DWG DEVELOPMENT. 3. LIFTED RESERVATION NO. 1. 4. ADDED HYDRO ACOUSTIC TRUNK IWO FR 34 PORT. 5. ADDED SLIDING W.T. DOOR IWO LONG'L BHD 14'-0" OFF CL STBD. PUMP ROOM. 6. REMOVED SLIDING DOORS 20'-0" OFF CL IWO PUMP ROOM AND ADDED ARCHWAY. 7. W.T. DOORS NOT ALLOWED IN D.O. SERVICE, DELETED DOORS AND ADDED ESCAPE LADDERS AND HATCHES. 8. ADDED RESERVATIONS 2, 3, AND 4.	6/15/07	
ALL	6	1. REVISED PILOTHOUSE WINDOWS, REVISED THE AFT STORES CRANE, UPDATED THE PILOTHOUSE TOP ADD RADAR DOME TO 3RD DECK, UPDATED WOOD DECKING, MOVED EMERG GEN ROOM TO BRIDGE DECK. 2. ADDED BRIDGE DECK TOP PLAN 3. REPLACED PORT SIDE FWD-AFT DOORS INTO PUMP ROOM IN D/O SERVICE WITH BOLTED PLATE. 4. DELETED DOORS THRU FR 53 AND 47. 5. ADDED 2ND ESCAPE FROM TWO MACHY SPACE. 6. ADDED DOOR FROM CARGO CONTROL ROOM TO DROP DOWN THRUSTER RM. 7. RESTORED HATCH INTO PUMP ROOM, ALONG WITH SMALLER PERSONNEL HATCH. 8. RESTORED DOOR THRU FR 53.	02/07/08 11/16/07 6/26/08	T.M. R.T.
ALL	7	FIRST REVISION FOR VESSEL 1 ONLY, M/V HOS CENTERLINE 1. ADDED PROP GEN EXH TRUNKS ON 3RD DECK. 2. REVISED TANK CAPACITIES TO REFLECT TANK TABLES DATED 23 SEPT 2008. 3. MOVE VST TO PORT SIDE (AS-BUILT). 4. REVISED LOCATION OF SHIP STORES CRANE (AS-BUILT).	3/11/09 LMS	
ALL	8	1. REVISED CARGO OF TANKS 18P,C,&S WHILE IN L SERVICE. WAS HAZARDOUS CARGO. 2. FIXED REV WRITE UP FOR ITEM 6-3. ADDED REV WRITE-UP 6-7, AND 6-8. 3. IN L SERVICE, REVISED CAPACITY OF TANKS 8C,10C,12C,14C, 16C, AND 18C TO BE AT 95% FULL FOR TANK VENTS.	3/20/09 LMS	
23-C 23-D	9	1. ADDED CORNER GUSSETS BETWEEN FRs. 31 & 32 AND FRs. 38 & 39 STBD OF CENTERLINE 2. ADDED GUSSETS BETWEEN FRs. 31 & 32 AND 36 & 37 AT 28'-9" OFF C.L. (P/S)	04/29/09 DKS	
7-A	10	1. UPDATED PLIMSOLL MARKS TO SHOW BOTH I AND L SERVICES. 2. CHANGED TANK 29C FROM BALLAST TO FRESH WATER. 3. UPDATED PRINCIPLE CHARACTERISTICS	06/01/09 TM	
ALL	11	1. RESTORED DOOR INTO COMPANIONWAY P&S WHICH WAS DELETED DUE TO DRAFTING ERROR 2. UPDATED PRINCIPLE CHARACTERISTICS	10/4/09 LMS	
ALL	12	1. UPDATED TANK CAPACITIES	12/08/09 TM RT	





HOS HORNBECK OFFSHORE SERVICES

THIS DRAWING, DESIGN CONCEPT AND SPECIFICATIONS ARE THE PROPERTY OF HORNBECK OFFSHORE SERVICES AND ARE FURNISHED ON A CONFIDENTIAL BASIS WITH AN EXPRESSED UNDERSTANDING THAT THEY WILL NOT BE COPIED IN ANY MANNER USED FOR MANUFACTURE, SOLD, TRANSFERRED, NOR USED TO THE DETRIMENT OF SAID FIRM WITHOUT WRITTEN PERMISSION.

DRAWN BY: DJH	DATE: 1/3/06
CHKD. BY:	DATE:
APPD. BY:	DATE:
MULTIPURPOSE SUPPLY VESSEL 373'-4" X 72'-0" X 25'-0" GENERAL ARRANGEMENTS I/L SERVICE	
CONTRACT NO:	SIZE HULL NO DWG NO REV
HOS TASK NO: 1359	D ESI 014 1.002 16
SCALE: 3/32"=1'-0"	
JOB NO: 1340	SHEET 3 OF 3